

Virus Attachment and Entry into Cells

Proceedings of an ASM Conference
Held in Philadelphia, Pennsylvania, 10-13 April 1985

Editors: Richard L. Crowell
Karl Lonberg-Holm

New findings on virus infection

Rapid progress in viral research has led to a better understanding of the vital area of virus infection of animal and human cells. *Virus Attachment and Entry into Cells* offers a major new insight into this evolving field.

The book provides a timely review of recent findings on the early stages of virus infection. Twenty-five articles are included, covering these important areas:

- Virion attachment proteins
- Cellular receptors
- Penetration and uncoating of viruses

Application of new technologies

The book begins with a brief overview of early events in virus infection. Applications of new biological insights and biochemical, genetic, and X-ray crystallographic technologies to the study of virus infection are examined.

Virus Attachment and Entry into Cells will be of major interest to virologists, immunologists, and others involved in the cross disciplines of microbiology, cell biology, and molecular biology.

Keep up-to-date on the latest virus-receptor research. Order your copy of *Virus Attachment and Entry into Cells*.

Publication date: March 1986
216 pages, illustrated, index

Quantity

_____ Paperback (ISBN 0-914826-90-5)

Check price

_____ Member price: \$25.00

_____ Nonmember price: \$28.00

Allow 4-6 weeks for delivery. Prices are subject to change without notice. Limit of 3 copies at the member price. If ordering at the member price, give member number.

Check one

- Payment enclosed
 MasterCard
 VISA

Card number _____

Expiration date _____

Signature _____

Ship to:

Name _____

Institution _____

Address _____

City _____

State/Province _____

Zip/Postal code _____

Country _____

ASM

American Society for Microbiology
Finance Department
1913 I Street, N.W.
Washington, DC 20006 USA

Bacteriophage T4

Editors: Christopher K. Mathews, Elizabeth M. Kutter,
Cisela Mosig, Peter B. Berget

This book presents a complete overview of T4 research, from its earliest history to its latest developments. T4 is a remarkable organism, one that has played an important part in the growth of molecular biology research. This comprehensive book will be useful for upper-level students, virologists, and molecular biologists.

The papers are arranged in the following sections:

- I. T4 Structure and Initiation of Infection
- II. DNA Metabolism
 - A. Enzymes and Proteins of DNA Metabolism
 - B. DNA Metabolism In Vivo
- III. Regulation of Gene Expression
 - A. Transcription
 - B. Processing and Translation
- IV. Morphogenesis
- V. Structure, Organization, and Manipulation of the Genome
- VI. Some Complexities of T4 Genes, Gene Products, and Gene Product Interactions

An appendix presents a table of T4 genes and gene products.

Publication Date: August 1983
ISBN: 0-914826-56-5. 410 pages, illustrated. Flexible binding.
Member: \$22.00. Nonmember: \$24.00. Prices subject to change.


Published and distributed by:

ASM American Society for Microbiology
1913 I Street, NW
Washington, DC 20006


•2-D/1-D •1-D •DNA •IMAGE ANALYSIS
Zeineh **SOFT LASER SCANNING DENSITOMETERS**

IBM pc Apple 3600 Function programs


RIBBON LASER BEAM (up to 20mm long - 3 microns thin) or spot 3 microns diameter. TUNGSTEN and UV. Silver, coomassie blue or any stain. Fluorescence, reflectance, transmission and transmittance. FOR SCANNING: 2-D of 1-D slab gels, tubes, x-ray film, TLC plates, Etna and blots on nitrocellulose.



2-D IMAGE




PICTORIAL




CONTOUR

Peak	(X,Y)	Size	Base Area	XSize	Amount
#1	(63, 4)	31252	599	1	.089
#2	(48, 6)	7577	144	.2	.0178
#3	(126, 14)	15022	286	.5	.0443
#4	(222, 14)	26822	503	.9	.0801
#5	(251, 14)	5540	111	.2	.0178
#6	(195, 16)				.0234


QANTITATION & X-Y POSITION




NORMAL




CANCER



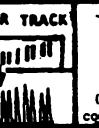
Detect changes at a glance



IBBONS



CENTER TRACK



Automatic DNA-SEQUENCING

From Molecular Weights STANDARDS
(reliability of EP run)
CORRELATION COEFFICIENT: 0.999

1- 99 automations
2- PhastGel scan-save 12 Lanes in 2 minutes.

REPRESENTATIVES NEEDED

INTRODUCTORY PRICES: 2D/1D 9,995
SLR - DNA 5,995 1-D 2,995 2D/1D Video Densitometer ... 4,995

CALL COLLECT: DR. Zeineh (714) 870-0280, Telex 882430
BIOMED INSTRUMENTS INC.
1020 South Raymond Ave., #B, Fullerton, CA 92631. U.S.A. TLX 882430

NOW AVAILABLE FROM ASM

ASM Style Manual for Journals and Books

Published in June 1985, this manual should be of interest to anyone who prepares manuscripts for submission to ASM journals and books. In addition to providing extensive information about ASM style, this 190-page, softcover manual also addresses topics related to English, including punctuation, grammar, and usage.

Chapters include:

- Preparation of Manuscripts
- Abbreviations
- Numbers and Measurements
- Literature Citations
- Scientific Nomenclature
- Illustrations
- English
- Tables
- Sources for Materials
- Words, Abbreviations, and Designations

To obtain your copy of the *ASM Style Manual for Journals and Books*, please send a check for \$10.00 (payable to the American Society for Microbiology) to Publication Sales, American Society for Microbiology, 1913 I St., N.W., Washington, DC 20006.



Introducing the first systematic approach to safety management in the laboratory.

LABORATORY SAFETY: PRINCIPLES AND PRACTICES

Editor in Chief:
Brinton M. Miller

Editors:
Dieter H. M. Gröschel
John H. Richardson
Donald Vesley
Joseph R. Songer
Riley D. Housewright
W. Emmett Barkley

With the explosive growth of biotechnology, there has been a need for a reference work that covers the complicated issue of safety in clinical and research laboratories. Now, for the first time, such a guide is available.

Laboratory Safety: Principles and Practices tells how to identify, assess, and manage laboratory hazards. Written by recognized authorities in this rapidly changing field, this book discusses the potentially toxic or hazardous microorganisms, chemicals, reagents, and other substances that laboratory personnel encounter. It de-

scribes equipment and techniques for containing biohazards, as well as methods for handling accidents in the laboratory.

This volume also includes:

- The CDC/NIH guidelines *Bio-safety in Microbiological and Biomedical Laboratories*
 - Lists of state health officials and poison information centers nationwide
 - Basic first aid techniques
- Invest in this valuable reference work today. Because tomorrow, the safety of people in your laboratory may depend on it.**

Take the first step toward laboratory safety. Order your book today.

Please send me *Laboratory Safety: Principles and Practices*.
Publication date: March 1986
372 pages, illustrated, index

Quantity
____ Hardcover (ISBN 0-914826-77-8)

Check price
Member price: \$38.00 ____
Nonmember price: \$51.00 ____

Allow 4-6 weeks for delivery. Prices are subject to change without notice. Limit of 3 copies at the member price. If ordering at the member price, give member number: _____

Check one

- Payment enclosed
 MasterCard
 VISA

Card number _____

Expiration date _____

Signature _____

Ship to:

Name _____

Institution _____

Address _____

City _____ State/Province _____

Zip/Postal code _____

Country _____

MCB 11/86



American Society for Microbiology
Finance Department, 1913 I Street, N.W., Washington, DC 20006 USA

The Pharmacia Gene Assembler™


The Automated DNA Synthesizer You Can Afford!

The new Gene Assembler™ from Pharmacia is a full function DNA synthesizer complete with a microprocessor controller, a printer, two reaction columns and an absorbance monitor. It contains features you can't find on many gene machines priced two or three times higher. For example:

- Each base addition is monitored for coupling efficiency. The dimethoxytrityl elution profile is printed and the peak area is calculated for later review by the operator. An incomplete coupling reaction automatically terminates synthesis to prevent the waste of reagents.
- The β -cyanoethyl phosphoramidite synthesis reaction takes place in only 90 seconds on highly porous MonoBeads™. The Gene Assembler™ routinely produces oligonucleotides as long as 140 bases with a base addition efficiency greater than 98%.
- The MonoBeads™ containing the 3' base are prepacked into a disposable cassette which costs only \$7.50. It takes just a few seconds to slip the cassette into a reusable reaction column for trouble-free synthesis. To construct a new oligomer, you only need to purchase an affordable matrix cassette instead of a complete column set-up.
- The Gene Assembler™ is the only DNA synthesizer under \$33,000.00* which features two-column sequential synthesis.

The Gene-Assembler™ is built with laboratory-proven components from our chromatographic equipment line which have been optimized for DNA synthesis. Using a simple component-based design, we've eliminated the complex wiring and plumbing found on other gene machines to improve reliability while reducing our production costs. The savings are passed along to you.

The Gene Assembler™ from Pharmacia is a complete DNA synthesizer that combines performance and quality with an affordable price.



Pharmacia

Molecular Biology Division
Piscataway, New Jersey 08854
Information: (800) 524-0987
In NJ: (201) 457-8121

*Manufacturer's list price (USD).