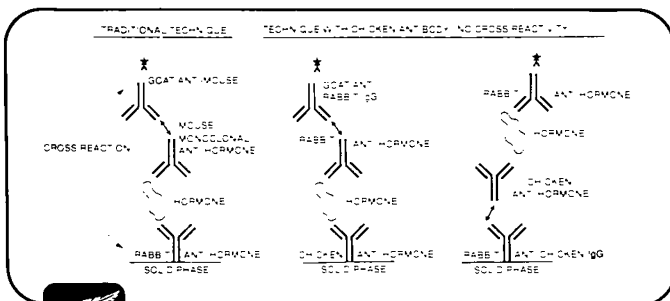


Why a chicken?

BECAUSE...

- NO CROSS REACTIVITY**
(Chicken Antibodies are poor activators of mammalian complement)
- MORE ANTIBODY FOR YOUR MONEY BY INCREASING SALT CONCENTRATION**
(Chicken IgG precipitates better in high salt)
- CONSTANT ANTIBODY QUALITY**
(Extensive animal pool available)
- LARGE VOLUMES, LOW PRICES**
(Available on request.)



IMS CHICKEN ANTIBODIES

IMS produces antibodies from chicken whereas most other companies use rabbits, goats or sheep. IMS uses chicken strains selected for high immune response and has developed a method that simplifies and improves traditional methods for antibody production.


IMS now produces between one and five liters a year of the antibodies quoted in our price list.

Send for complete list and prices.

ACCURATE Chemical & Scientific Corporation

300 SHAMES DRIVE, WESTBURY, NY 11590 USA • TELEX: 14-4617
WESTBURY, NY: 516-433-4900 SAN DIEGO, CA: 619-235-9400

TO ORDER CALL TOLL FREE: **1-800-645-6264** **1-800-ALL-WEST**
(Except N.Y. State call 516-433-4900) (CALIFORNIA, PACIFIC and MOUNTAIN TIME STATES)



Registered Trademark.
Accurate Chemical, Westbury, NY

A product of IMMUNSYSTEM

ACCURATE CHEMICAL & SCIENTIFIC CORPORATION
300 SHAMES DRIVE, WESTBURY, N.Y. 11590 USA



Please send me brochure and price list on

IMS CHICKEN ANTIBODIES



NAME _____
INSTITUTION _____
ADDRESS _____
CITY, STATE & ZIP _____

®
MCB



Developing a successful commercial product

THE ONE BOOK THAT TELLS YOU HOW IT'S DONE

M A N U A L O F
I N D U S T R I A L
M I C R O B I O L O G Y
A N D
B I O T E C H N O L O G Y

Editors: Arnold L. Demain and Nadine A. Solomon

A comprehensive guide to product development

Developing a commercially successful biological product requires insight, patience, fortitude—and technical knowledge. ASM's new *Manual of Industrial Microbiology and Biotechnology* provides a complete, one-volume reference of the biological and engineering methodology needed to develop a successful industrial process, from isolating the culture to recovering the final product.

The new manual is structured to follow the steps of industrial development through all its phases. Written by leading experts in industry and academia, the manual discusses the following:

- Culturing
- Fermentation
- Culture enhancement
- Immobilization and cell culture techniques
- Biochemical engineering
- Assays and product recovery
- Legal and safety issues

Students, researchers, and technicians in both academia and industry will find the *Manual of Industrial Microbiology and Biotechnology* an invaluable sourcebook.

Your guide to developing a successful biotechnological process.
 Order the *Manual* today.

Please send me the *Manual of Industrial Microbiology and Biotechnology*.
 Publication date: February 1986
 466 pages, illustrated, index

Quantity	Check price
_____ Softcover (ISBN 0-914826-73-5)	
_____ Member price:	\$37.00 _____
_____ Nonmember price:	\$43.00 _____
_____ Hardcover (ISBN 0-914826-72-7)	
_____ Member price:	\$45.00 _____
_____ Nonmember price:	\$55.00 _____

Allow 4-6 weeks for delivery. Prices are subject to change without notice. Limit of 3 copies at the member price. If ordering at the member price, give member number:

Check one

Payment enclosed MasterCard VISA

Card number _____

Expiration date _____

Signature _____

Ship to:

Name _____

Institution _____

Address _____

City _____ State/Province _____

Zip/Postal code _____

Country _____



American Society for Microbiology
 Finance Department
 1913 I Street, N.W.
 Washington, DC 20006 USA

Bacteriophage T4

Editors: Christopher K. Mathews, Elizabeth M. Kutter,
Gisela Mosig, Peter B. Berget

This book presents a complete overview of T4 research, from its earliest history to its latest developments. T4 is a remarkable organism, one that has played an important part in the growth of molecular biology research. This comprehensive book will be useful for upper-level students, virologists, and molecular biologists.

The papers are arranged in the following sections:

- I. T4 Structure and Initiation of Infection
- II. DNA Metabolism
 - A. Enzymes and Proteins of DNA Metabolism
 - B. DNA Metabolism In Vivo
- III. Regulation of Gene Expression
 - A. Transcription
 - B. Processing and Translation
- IV. Morphogenesis
- V. Structure, Organization, and Manipulation of the Genome
- VI. Some Complexities of T4 Genes, Gene Products, and Gene Product Interactions

An appendix presents a table of T4 genes and gene products.

Publication Date: August 1983
 ISBN: 0-914826-56-5. 410 pages, illustrated. Flexible binding.
 Member: \$22.00. Nonmember: \$24.00. Prices subject to change.
 Published and distributed by:

ASM American Society for Microbiology
 1913 I Street, NW
 Washington, DC 20006

•2-D/1-D •1-D •DNA & IMAGE ANALYSIS ZEIMEN SOFT LASER SCANNING DENSITOMETERS

Quantitation, Contour & Pictorial Mapping
 Superimposition and Autostep-over for 1-50 lanes of 1-D separation
 3 microns resolution in X, 10 microns in Y axis

RIBBON LASER BEAM (up to 20mm long - 3 microns thin) or spot 3 microns diameter. TUNGSTEN and UV. Silver, coomassie hue or any stain. Fluorescence, reflectance, transmission and transmittance.

FOR SCANNING: 2-D or 1-D slab gels, X-Ray films, TLC plates and tubes, blots. Maximum scan area 450mm x 450mm. Automatic adjustable step-over. Micro Elisa. Micro Dots on Nitro cellulose.

STAND-ALONE SYSTEM: Friendly with Apple, HP, IBM. Independent if computer breaks. Programs available.

2-D

1-D

Peak #	Pos.	MOL. WT.
1	07	61.07
2	23	77.64
3	28	85.08
4	37	97.55
5	44	107.84

Automatic DNA-SEQUENCING

SUPERIMPOSITION
 Graph & Quantitation Difference

Position	area	height	% area
11	291	14652	100
20	798	2875	24.282
21	1779	2875	24.694
22	1779	2364	19.040
40	1.289	2888	28.093
51	1.211	6429	49.22
61	1.256	3220	62.172
71	1.482	2174	48.286

FROM THIS → YOU GET THIS

Prices: 2-D: \$12,995 & up 1-D: \$1,895 & up

REPRESENTATIVES NEEDED.

1-D Complete System (Laser scanner, computer, disk drive, monitor, printer) \$8,900

Call Collect: Dr. Zeimen (714) 870-0290, telex 682430


BIOMED INSTRUMENTS INC.
 1020 South Raymond Avenue, #B, Fullerton, California 92631, U.S.A. Tlx 692430



100% ELECTRIC "CLEAN STEAM" GENERATORS ASME—STAINLESS STEEL CONSTRUCTION

"ZERO ENERGY" STEAM
 AUTOMATIC HEAT TRANSFER

Uses your wasted "dirty" plant steam as a heat source. Develops "instant" steam from potable, distilled or de-ionized water. No transfer of contaminants. Stainless steel available.



Sizes:
 1-18 BHP
 30,500-602,600 BTU/hr

—FOR—

- PHARMACEUTICALS
- DRUGS • FERMENTATION
- STERILIZATION

- No Fuel
- No Flame
- No Fumes
- Safe Indoor Operation
- No Heat
- Completely Automatic



"A sure cure for dirty steam"




ULTRA PURE CLEAN STEAM

Stainless steel construction for use with distilled or de-ionized water

- Push button "instant" steam
- Installs at point of use

Sizes:
 10 KW
 180 KW
 0-100 PSI
 1-18 BHP



Built in accordance with ASME Miniature Boiler Code. National Board Inspection. CSA and UL Listed. Meets OSHA requirements.

AVAILABLE THROUGH: **AMERICAN STERILIZER CO.**
 2424 W 23 ST. • ERIE, PA 16506
 (814) 452-3100

OR: **ELECTRO-STEAM GENERATOR CORP.**
 1000 BERNARD ST.
 ALEXANDRIA, VA 22314 • (703) 549-0664

HIGH-
TECHNOLOGY
ROUTE TO

Editors:

Gordon R. Dreesman
Judith Gunn Bronson
Ronald C. Kennedy

*Proceedings of the First Annual Southwest Foundation
for Biomedical Research International Symposium,
Houston, Texas, 8-10 November 1984*

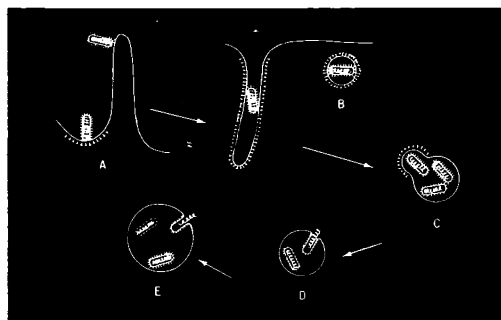
High-Technology Route to Virus Vaccines is an authoritative, up-to-date account of the pre-eminent issues in immunization and of specific immunological phenomena. This comprehensive book begins with a historical perspective of the field and proceeds to review the most significant advances and methodologies in virus vaccines. Problems encountered in the introduction of new vaccines to the marketplace are examined.

High-Technology Route to Virus Vaccines explores recent advances in the development and application of virus vaccines, including recombinant DNA-based vaccines, cloning biotechnology, the potential of synthetic peptides as vaccines, and the use of anti-idiotypic antibodies to induce specific antiviral immunity. In addition, the status of immunization against viral diseases is explored, examining specific diseases affecting humans (hepatitis B, influenza, and rabies) and animals (foot-and-mouth disease and pseudorabies).

Virologists and immunologists will find *High-Technology Route to Virus Vaccines* a convenient source of information on the present status and future trends of virus vaccine research.

Publication date: August 1985
180 pages, illustrated, index
Softcover (ISBN 0-914826-81-6)
ASM member: \$24.00; nonmember: \$28.00

ASM American Society for Microbiology
Publication Sales
1913 I Street, N.W.
Washington, DC 20006 USA



Virus Attachment and Entry into Cells

Proceedings of an ASM Conference
Held in Philadelphia, Pennsylvania,
10-13 April 1985

Editors: Richard L. Crowell
Karl Lonberg-Holm

New findings on virus infection

Rapid progress in viral research has led to a better understanding of the vital area of virus infection of animal and human cells. *Virus Attachment and Entry into Cells* offers a major new insight into this evolving field.

The book provides a timely review of recent findings on the early stages of virus infection. Twenty-five articles are included, covering these important areas:

- Virion attachment proteins
- Cellular receptors
- Penetration and uncoating of viruses

Application of new technologies

The book begins with a brief overview of early events in virus infection. Applications of new biological insights and biochemical, genetic, and X-ray crystallographic technologies to the study of virus infection are examined.

Virus Attachment and Entry into Cells will be of major interest to virologists, immunologists, and others involved in the cross disciplines of microbiology, cell biology, and molecular biology.

Paperback ISBN 0-914826-90-5
Member: \$25.00 Nonmember: \$28.00
Publication date: March 1985
216 pages, illustrated, index

ASM

American Society for Microbiology
Finance Department
1913 I Street, N.W.
Washington, DC 20006 USA